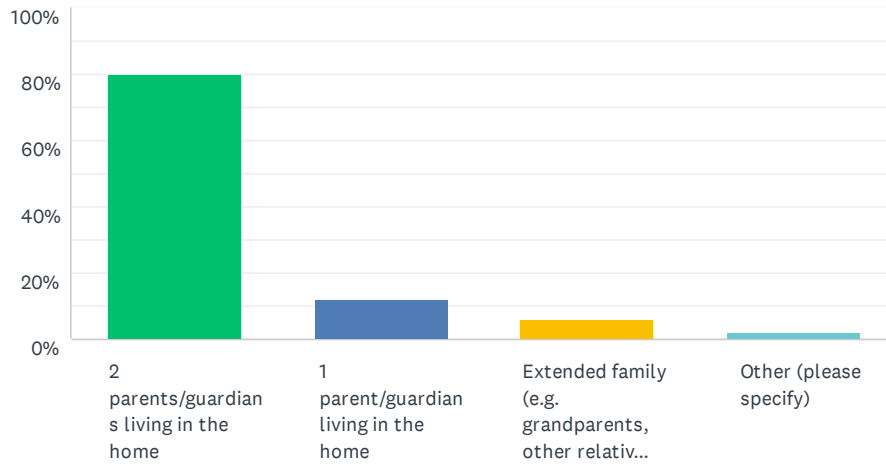


Q1 What best describes your current family arrangements?

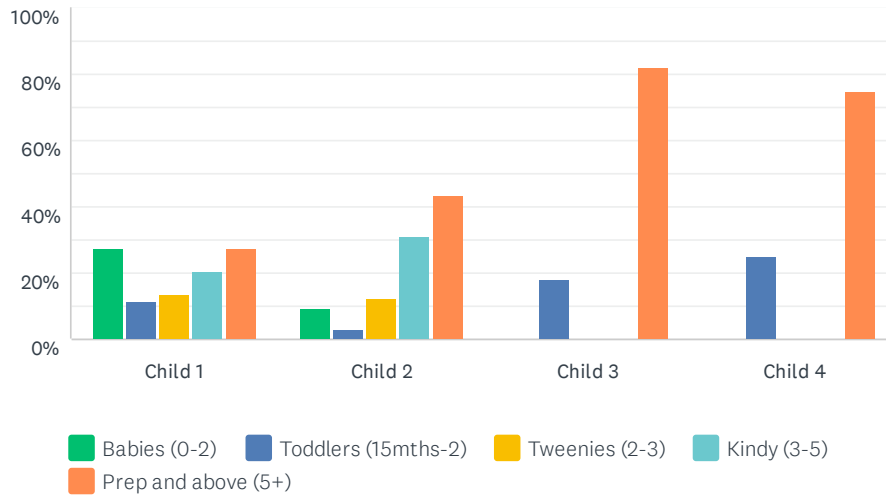
Answered: 50 Skipped: 0



ANSWER CHOICES	RESPONSES	
2 parents/guardians living in the home	80.00%	40
1 parent/guardian living in the home	12.00%	6
Extended family (e.g. grandparents, other relatives living in the home)	6.00%	3
Other (please specify)	2.00%	1
TOTAL		50

Q2 Please indicate the age category of the children who live with you.

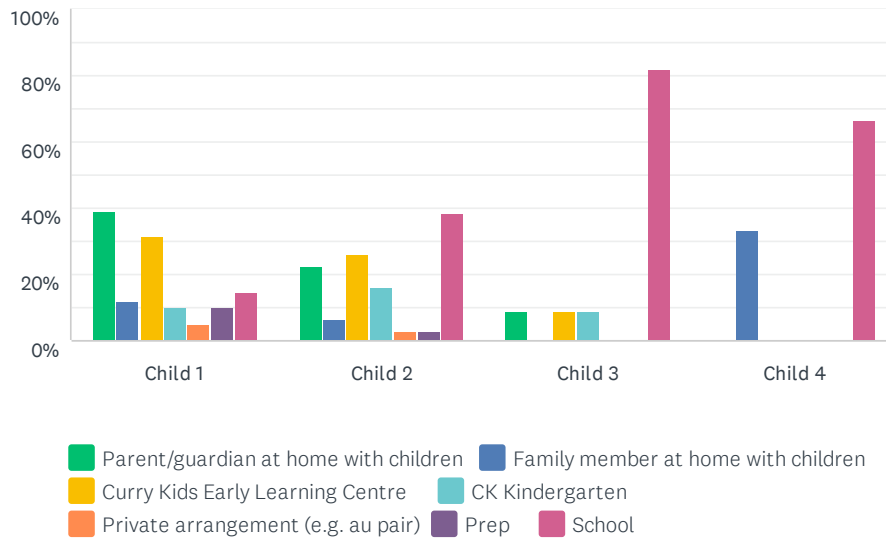
Answered: 45 Skipped: 5



	BABIES (0-2)	TODDLERS (15MTHS-2)	TWEENIES (2-3)	KINDY (3-5)	PREP AND ABOVE (5+)	TOTAL
Child 1	27.27% 12	11.36% 5	13.64% 6	20.45% 9	27.27% 12	44
Child 2	9.38% 3	3.13% 1	12.50% 4	31.25% 10	43.75% 14	32
Child 3	0.00% 0	18.18% 2	0.00% 0	0.00% 0	81.82% 9	11
Child 4	0.00% 0	25.00% 1	0.00% 0	0.00% 0	75.00% 3	4

Q3 What types of care do you currently have for your children? Please select all options that apply.

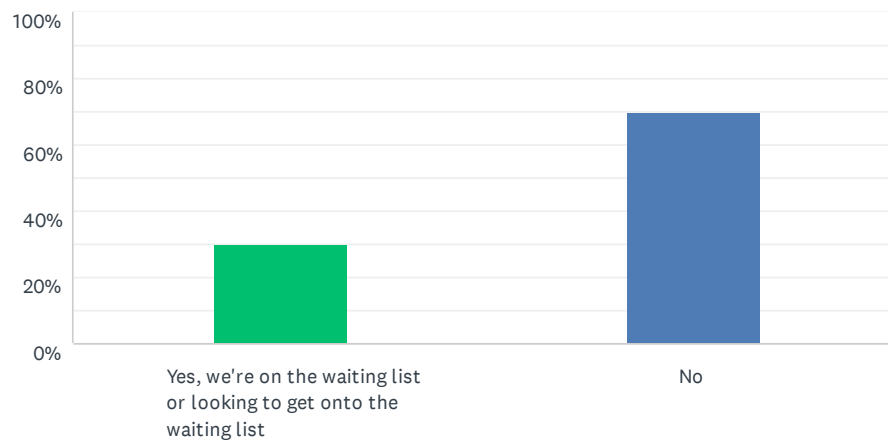
Answered: 42 Skipped: 8



	PARENT/GUARDIAN AT HOME WITH CHILDREN	FAMILY MEMBER AT HOME WITH CHILDREN	CURRY KIDS EARLY LEARNING CENTRE	CK KINDERGARTEN	PRIVATE ARRANGEMENT (E.G. AU PAIR)	PREP	SCHOOL	TOTAL RESPONDE
Child 1	39.02% 16	12.20% 5	31.71% 13	9.76% 4	4.88% 2	9.76% 4	14.63% 6	
Child 2	22.58% 7	6.45% 2	25.81% 8	16.13% 5	3.23% 1	3.23% 1	38.71% 12	
Child 3	9.09% 1	0.00% 0	9.09% 1	9.09% 1	0.00% 0	0.00% 0	81.82% 9	
Child 4	0.00% 0	33.33% 1	0.00% 0	0.00% 0	0.00% 0	0.00% 0	66.67% 2	

Q4 Are you currently on or looking to put your child on the waiting list at Curry Kids Early Learning Centre?

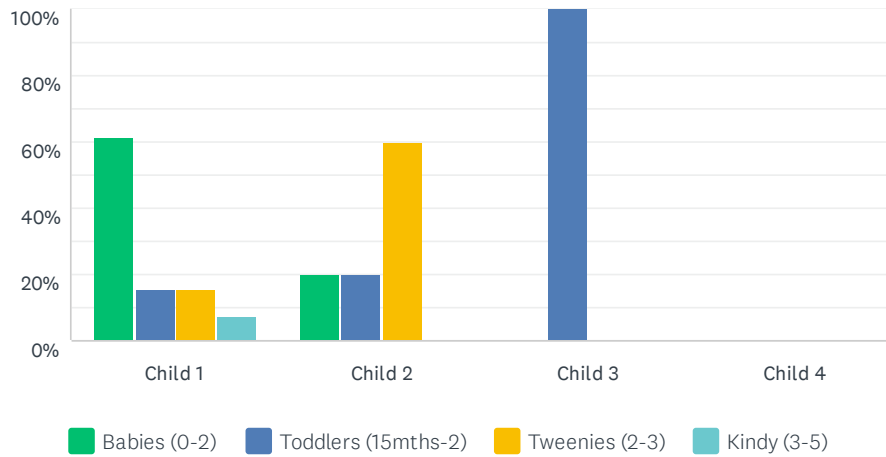
Answered: 43 Skipped: 7



ANSWER CHOICES		RESPONSES	
Yes, we're on the waiting list or looking to get onto the waiting list		30.23%	13
No		69.77%	30
TOTAL			43

Q5 To help Council confirm where the biggest waiting lists are, please identify the relevant age category for the child you are seeking to enroll.

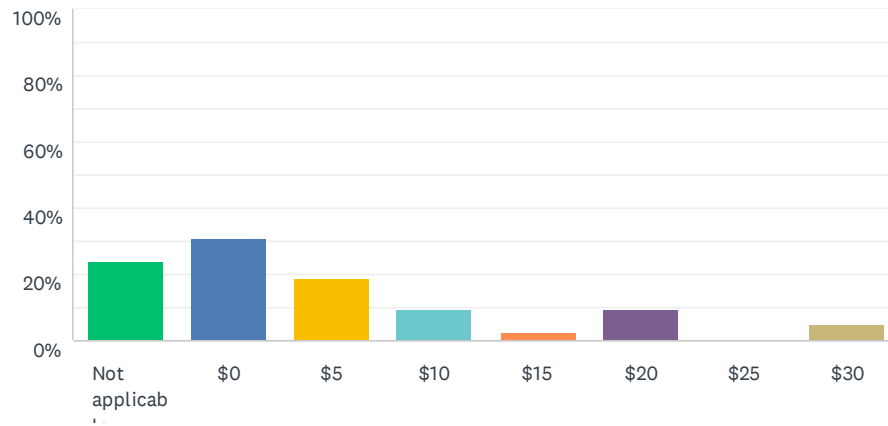
Answered: 13 Skipped: 37



	BABIES (0-2)	TODDLERS (15MTHS-2)	TWEENIES (2-3)	KINDY (3-5)	TOTAL
Child 1	61.54% 8	15.38% 2	15.38% 2	7.69% 1	13
Child 2	20.00% 1	20.00% 1	60.00% 3	0.00% 0	5
Child 3	0.00% 0	100.00% 2	0.00% 0	0.00% 0	2
Child 4	0.00% 0	0.00% 0	0.00% 0	0.00% 0	0

Q6 If there was to be an increase in fees, what extra amount per day would you be prepared to pay?

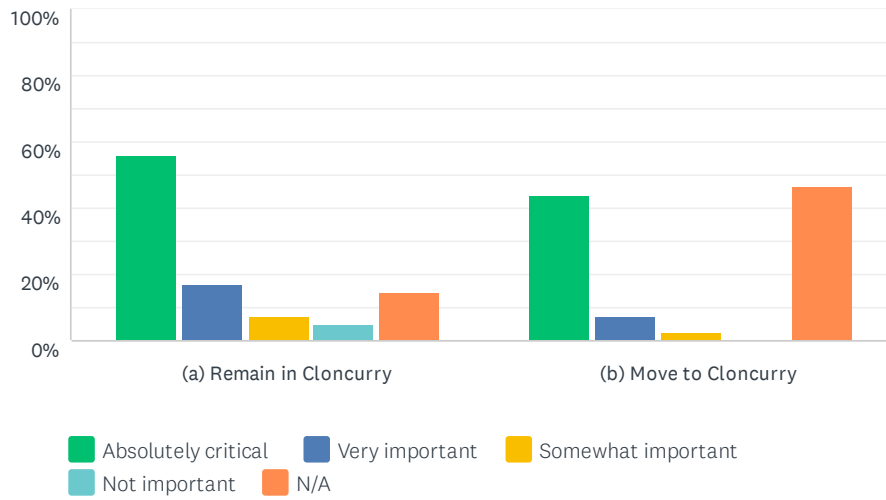
Answered: 42 Skipped: 8



ANSWER CHOICES	RESPONSES	
Not applicable	23.81%	10
\$0	30.95%	13
\$5	19.05%	8
\$10	9.52%	4
\$15	2.38%	1
\$20	9.52%	4
\$25	0.00%	0
\$30	4.76%	2
TOTAL		42

Q7 To what extent will the ability to access child care services determine your ability to:

Answered: 41 Skipped: 9



	ABSOLUTELY CRITICAL	VERY IMPORTANT	SOMEWHAT IMPORTANT	NOT IMPORTANT	N/A	TOTAL
(a) Remain in Cloncurry	56.10% 23	17.07% 7	7.32% 3	4.88% 2	14.63% 6	41
(b) Move to Cloncurry	43.90% 18	7.32% 3	2.44% 1	0.00% 0	46.34% 19	41

Q8 If you would like to talk through any of the above questions in more detail with someone from Council, please provide your contact details below. Details will remain confidential.

Answered: 4 Skipped: 46

ANSWER CHOICES	RESPONSES	
Name	100.00%	4
Company	0.00%	0
Address	0.00%	0
Address 2	0.00%	0
City/Town	0.00%	0
State/Province	0.00%	0
ZIP/Postal Code	0.00%	0
Country	0.00%	0
Email Address	100.00%	4
Phone Number	100.00%	4